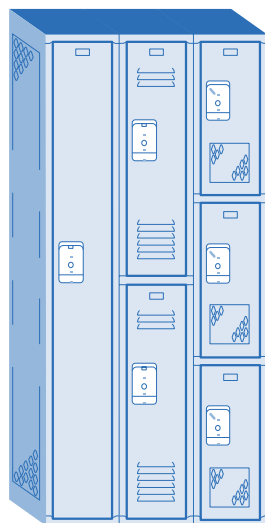
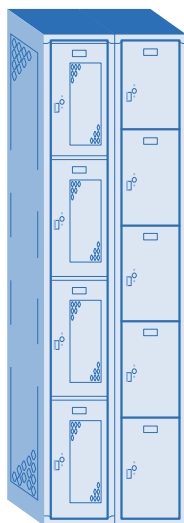


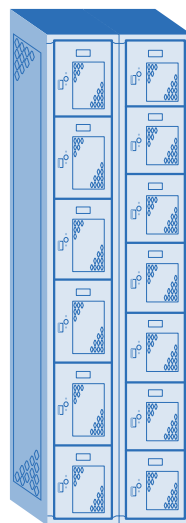
The All Welded lockers are a good choice when you need superior resistance to hard use and abuse. All of the components are welded into a single rigid unit to resist damage for the life of the product. It comes with a standard 2 mil thick powder coat, available in 20 colors as well as any custom color.



1, 2 & 3 TIER



4 & 5 TIER



6 & 8 TIER



9 TIER

GAUGE REFERENCE

Top	Back	Side	Base	Door	Door Frame	Shelf
16	18	16	16	14	16	16

HIGH-END FEATURES

- 2 mil thick powder coat baked to cure finish
- Standard recessed handle on 1, 2 and 3 tier and half height locker for added safety and security
- Standard 16 gauge continuous piano type hinges riveted to frame and welded to door
- Continuous door strike has rubber bumpers to reduce noise
- Door frame is spot welded construction
- Standard 14 gauge door with reinforcement hat channel/door stiffener
- Standard 16 gauge bottom
- Single Point Latch with no moving parts, low maintenance, tamper resistant

VENTILATION OPTIONS

- Diamond Perforations (standard)
- Solid
- Standard Louvers
- Mini Louvers
- Rectangular Perforations

DOOR HANDLE OPTIONS

- Recessed Handle Multi-Point Latch
- Recessed Handle Single Point Latch
- Door Pull (standard for box lockers)