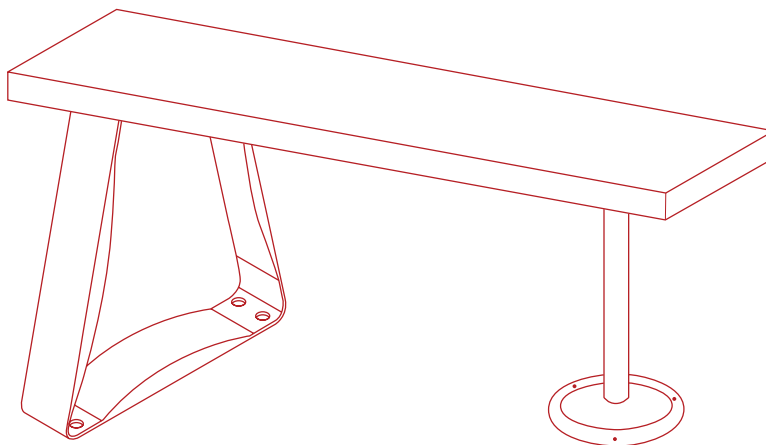


Elevating both comfort and organization, our locker benches seamlessly integrate into any floor plan. These benches provide the perfect blend of durability and aesthetic appeal. With painted or stainless steel pedestals for sturdy support, they are an essential addition to any locker room.



STAINLESS STEEL

Our stainless steel bench tops measure 9-1/2" deep x 1-1/4" thick, while ADA-compliant options are available in depths of 12" or 24". Pedestals can be ordered separately for your convenience.

WOOD TOPS

Our solid butcher block bench tops are made of edge-grain maple, are coated with DURAKRYL 102®, a robust urethane-based finish resistant to sweat and stains. Standard bench tops measure 9-1/2" deep x 1-1/4" thick, while ADA-compliant options are available in depths of 12" or 24". Pedestals can be ordered separately for your convenience.

HDPE TOPS

Our HDPE bench tops measure 9-1/2" deep x 1-1/2" thick, while ADA-compliant options are available in depths of 12" or 24". Pedestals can be ordered separately for your convenience.

ALUMINUM TOPS

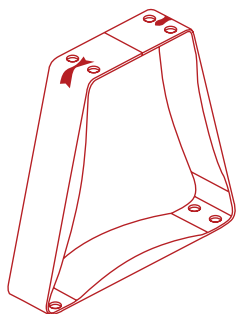
Our aluminum bench tops measure 9-1/2" deep x 1-1/4" thick, while ADA-compliant options are available in depths of 12" or 24". Pedestals can be ordered separately for your convenience.

ADA OPTIONS

Benches that are required to be ADA specifications are available. Contact a Lockers Manufacturing Representative for more information.

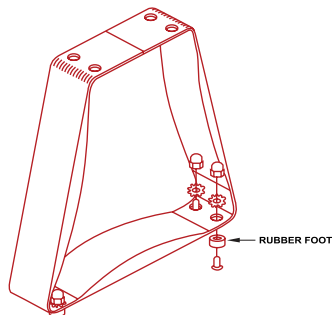
Elevating both comfort and organization, our locker pedestals seamlessly integrate into any floor plan. With high-quality painted or stainless steel options, our pedestals provide sturdy support for our premium hardwood maple benches, making them an essential addition to any locker room.

Select from two distinct pedestal styles: the robust Heavy Duty Pedestal or the sleek Stainless Steel Pedestal. For benches measuring 96" long or less, opt for two pedestals; for those exceeding 96" in




STAINLESS STEEL PEDESTAL

Featuring a 14" wide base, this pedestal offers versatility for freestanding use. Holes at the bottom enable optional floor anchoring or the attachment of non-skid bumpers (refer to the section below for details). Hardware is included for fastening to the bench top. *Stainless steel is typically not painted.



NON-SKID PEDESTAL KIT

Protect your floors with ease using rubber non-skid bumpers, designed to prevent damage. Each kit includes four non-marking rubber feet and the necessary fastening hardware. Ensure to order one kit per pedestal, exclusively for use with Stainless Steel Pedestals.



HEAVY DUTY PEDESTAL

Standing at a height of 16-1/4", this pedestal is constructed with a durable steel tube welded to top and bottom flanges, ensuring stability and strength. Hardware for securing to the bench is provided for your convenience, and floor anchoring is necessary for stability. Multiple pedestals are recommended per bench. Choose from all 24 available colors to complement your space effortlessly.

ADA OPTIONS

Benches that meet all ADA guidelines are AVAILABLE ADA BRACKETS DOUBLE REVERSED - contact a Lockers Manufacturing Representative for more information.