

Knock Down Plus SERIES

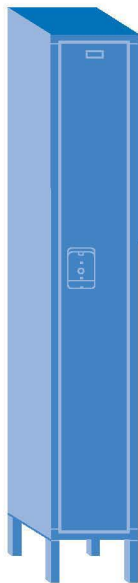
The Knock Down Plus Series locker is designed to withstand above average use and abuse. It comes with a standard 2 mil thick powder coat baked enamel finish, available in 24 standard colors as well as any custom color.

The Knock Down Plus Series door is equipped with sound dampening and extra strength features. Built into each door is a 16 gauge reinforcement spot welded hat channel/door stiffener. Our recessed handle is a standard part of every Knock Down Plus Series locker. This prevents protrusions from the locker front and accepts a built in lock or padlock for safety and security.

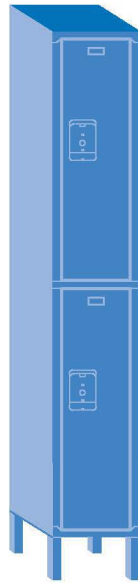
The doors are solid 14 gauge with rubber bumpers on all latch hooks for quiet operation. The Single Point Latch eliminates moving parts for quick operation and lower maintenance costs.

Knock Down Plus Series preferred for schools, employee lockers and hospitals.

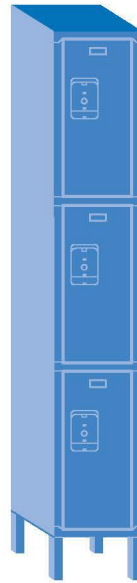
Product Tiers



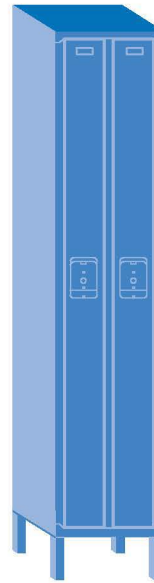
1 TIER



2 TIER



3 TIER



DUPLEX



2 PERSON

Top of the Line Features

- ◆ 2 mil thick powder coat baked to cure finish
- ◆ All doors come standard with recessed handles for added safety and security
- ◆ Standard 16 gauge continuous piano type hinges riveted to both door and frame
- ◆ Continuous door strike has rubber bumpers to reduce noise
- ◆ Door frame is spot welded construction
- ◆ Standard 14 gauge door with reinforcement hat channel/door stiffener
- ◆ Standard 16 gauge bottom
- ◆ Body painted to match door and frame
- ◆ Lifetime warranty * Best-In-class

Gauge Reference

Top	Back	Side	Bottom	Door	Door Frame	Shelf
24	24	24	16	14	16	24

Ventilation Options

- ◆ Solid (Standard)
- ◆ Rectangular Perforations
- ◆ Diamond Perforations
- ◆ Mini Louvers
- ◆ Standard Louvers

Door Handle Options

- ◆ Recessed Handle Multi Point Latch
- ◆ Recessed Handle Single Point Latch
- ◆ Door Pull (Standard for Box Lockers)

